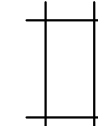




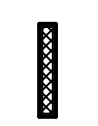
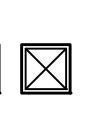
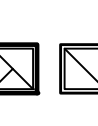
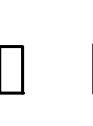

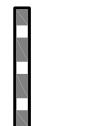
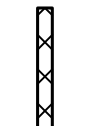
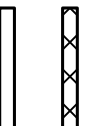
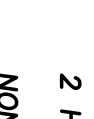


## KEYNOTES

- |   |   |
|---|---|
| 1 | 2"x SUSPENDED T-BAR CEILING SYSTEM PER FINISH SCHEDULE. SEE DETAIL 4/A012 |
| 2 | Gypsum Board Ceiling Per Finish Schedule                                  |
| 3 | Metal Softt Panel Per PEMB  |
| 4 | Wall Pack Light Per Electrical  |

## CEILING LEGEND

- |   |   |   |  |   |   |  |  |   |   |  |  |   |  |
|---|---|---|--|---|---|--|--|---|---|--|--|---|--|
|  <p>2' x 4' SUSPENDED CEILING TILE IN T-BAR GRID<br/>PER FINISH SCHEDULE</p> |  <p>GYPNUM BOARD CEILING PER FINISH SCHEDULE</p> |  <p>METAL CEILING JOIST<br/>600S 162-33 @ 16" O.C.<br/>PROVIDE BRIDGING AT 4' O.C.</p> |  <p>2' x 4' FLUORESCENT LIGHT WITH PRISMATIC LENS<br/>NIGHT LIGHT</p> |  <p>2' x 4' FLUORESCENT LIGHT WITH PRISMATIC LENS,<br/>NIGHT LIGHT</p> |  <p>1' x 2' FLUORESCENT LIGHT WITH PRISMATIC LENS,<br/>SURFACE MOUNTED AT GYPNUM BOARD CEILING</p> |  <p>SUPPLY PER MECHANICAL</p> |  <p>RETURN PER MECHANICAL</p> |  <p>EXHAUST FAN PER MECHANICAL</p> |  <p>WALL PACK LIGHT PER ELECTRICAL</p> |  <p>ILLUMINATED EXIT SIGN PER ELECTRICAL</p> |  <p>2 HOUR RATED METAL STUD WALL TO<br/>UNDERSIDE OF ROOF STRUCTURE</p> |  <p>2 HOUR RATED SHAFTWALL</p> |  <p>NON-RATED METAL STUD PARTITION WALL</p> |
|---|---|---|--|---|---|--|--|---|---|--|--|---|--|

A	100% SUBMITTAL	BP	JM	-
REV	DESCRIPTION	DWN	CHK	APP
				DATE
				11.30.11

LOS ANGELES  
DEPARTMENT OF WATER AND POWER

# HAYNES GENERATING STATION

## UNITS 11-16

## STRUCTURAL ENGINEERS



**J. MILCZEWSKY  
and ASSOCIATES**

**Kiewit Power  
8401 Rayner Boulevard  
Lawrence, Kansas 66219**

3275 E. DATE ST.  
BREA, CA. 92823  
(714) 335-1289 BUS  
(714) 494-8012 FAX

**JOB NUMBER 10-048**

## CONTROL BUILDING REFLECTED CEILING PLAN

DWP DRAWING NUMBER

## REFLECTED CEILING PLAN

SCALE:	1
1/4"=1'-0"	

